



# HYCOUNT

PROTECTIVE COATINGS | DECORATIVE PAINTS

## YOUR FAVOURITE EPOXY NOW IN UAE



+971 50 139 7908, +971 50 207 9527




customer.care@hycount.com

www.hycount.com

# 1-PACK EPOXY PRIMER

HYCOUNT 1-PACK EPOXY PRIMER IS AN EPOXY BASED PRIMER THAT OFFERS BEST-IN-CLASS RUST PROTECTION TO METAL SURFACES AND GIVES TOP COAT FINISH.

## SALIENT FEATURES

-  **Anti-Corrosive Protection**  
Supreme Protection Against Rust - 5 Times Stronger Than Ordinary Metal Primer / Red Oxide / Grey Oxide.
-  **Primer + Top Coat Finish**  
It Serves As Both A Primer And Topcoat, Offering Adhesion, Protection Required For A Primer And A High-Quality Finish Of A Top Coat.
-  **Single Pack Epoxy Without Hardner**  
Hycount 1k Epoxy Primer Requires No Mixing With A Hardener, Making It Easy To Apply And Reducing The Risk Of Errors From Less Experienced Users.
-  **Quick Drying**  
The 1k Epoxy Primer Features Quick-Drying Technology, Making It Easier To Handle And Reducing Labor Costs & Time.
-  **Environmentally Friendly**  
Formulated With Special Epoxy Based Formula To Provide Low VOC Contributing To Better Air Quality.









## PERFORMANCE

Hycount 1-Pack Epoxy Primer Can Be Applied On Mild Steel, Stainless Steel and Aluminium, Surfaces Under Moderate To High Humid Conditions. Its Excellent Adhesion Property Makes It A Long Durable Anti Rust Finish. It Can Be Applied On Both Interior & Exterior Surfaces. This Product Is To Be Top Coated With 2k Epoxy / Pu If Required.

If Used On Concrete Surfaces, Note To Apply On Well Cured Ph 7 To 8 Maintained Substrate.



## AVAILABLE COLOURS

LIGHT GREY- RAL 7001		GREEN- RAL 6009	
RED- RAL 3000		BLUE- RAL 5009	
WHITE- RAL 9002		BEIGE- RAL 7032	
BLACK- STANDARD		Clear- STANDARD	

## AVAILABLE PACKS

18 LTR | 3.6 LTR



## USAGE

Ready To Use - Brushing : Add 20% - 25% Epoxy Thinner  
Spraying : Add 25% - 30% Epoxy Thinner

## COVERAGE








**2 COATS**  
5 sq.m\* on smooth mild steel surface by brushing to get 80 - 100 microns DFT

\*Actual coverage may vary depending upon the nature / porosity of the substrate.



## APPLICATION PARAMETERS

	<b>STEP 1 RUST REMOVAL</b>	REMOVE EXISTING RUST IF ANY BY CHIPPING, SCRAPING OR USING ANY SUITABLE SOLVENT.
	<b>STEP 2 SANDING</b>	SAND THE SURFACE WITH EMERY PAPER 180 AND WIPE CLEAN.
	<b>STEP 3 1ST COAT APPLICATION</b>	TAKE REQUIRED QUANTITY OF HYCOUNT 1K EPOXY PRIMER AND MIX WITH EPOXY THINNER [BRUSHING : ADD 20% - 25% / SPRAYING : ADD 25% - 30%] AND APPLY ON SURFACE USING BRUSH OR SPRAY.
	<b>RECOATING INTERVAL</b>	4 - 8 HRS.
	<b>STEP 4 2ND COAT APPLICATION (OPTIONAL)</b>	SAND THE SURFACE WITH EMERY PAPER 320 WIPE CLEAN AND APPLY COAT AS PER STEP 3.

## ADDITIONAL INFORMATION

### Post Painting Care

For The Best Performance Of The Paint, Ensure Proper Cleaning Of All Dust, Oil And External Particles, If Any, At Regular Intervals Of Six Months.

### Precautions

- Do Not Apply When Ambient Temperature Is Less Than 10°C Or If The Temperature Might Drop To This Level Within 4 Hrs Of Application.
- Do Not Over-Thin Or Over-Extend The Brush.
- Stir Well And Strain Before Use.

## SPRAYING

### APPLICATION INFORMATION

	HVLP/GRAVITY FEED SPRAY	AIRLESS SPRAY
SPRAY PRESSURE (BAR)	1.50-3.0	110-130
NOZZLE SIZE (MM)	1.80-2.2	0.33-0.38
THINNER TO ADD	25-30%	25-30%
APPLICATION VISCOSITY -B4	20-22 SEC	20-22 SEC
LAYER THICKNESS (G/M2)	120-140	120-140

## SAFETY

- Kindly Refer To The MSDS For Hycount Paints Epoxy Primer Which Gives Detailed Information On Safety Measures While Handling The Paint, Which Is Available On Request.
- Store The Product At Ambient Conditions In Well Ventilated Locations And Away From The Source Of Ignition And Fire.
- Avoid Eye And Skin Contact. In Case Of Eye And Skin Contact, Wash With Plenty Of Clean Water.
- Do Not Inhale Or Ingest. In Case Of Inhalation Move To Fresh Air And Seek Medical Attention If The Systems Persists In Both The Cases.
- Use Protective Equipment Like Rubber / Polyethylene Gloves, Safety Goggles / Glasses, Face Mask While Handling The Paint.
- Stir Well And Strain Before Use.



**HYCOUNT**

PROTECTIVE COATINGS | DECORATIVE PAINTS

Hyblend Paint & Coating Trading L.L.C.  
Panlink Business Centre, Bin Thani Residence Building,  
M floor, M02 – Room No 28, Al Qusais 2, Dubai.



+971 50 139 7908, +971 55 361 5409  
customer.care@hycount.com  
www.hycount.com